

# *Shoppes at Gloucester Township*

*Located at: 1001 South Black Horse Pike  
Blackwood, New Jersey 08012*



*Leasing Information Presented by 4 Sale Realty*



The Shoppes at Gloucester Township is a 50,000 square foot shopping center ideally located in Gloucester Township at the intersection of S. Black Horse Pike and Davistown Road in Blackwood, New Jersey.

The property's location and competitive price per square foot creates very solid opportunity for aggressive entrepreneurs. Located right next to the new on/off ramp from Route 42, this shopping center is also ½ mile from the Gloucester Premium Outlet Mall.

## Location Highlights

- ❖ Competitive pricing per square foot
- ❖ Black Horse Pike, strong commercial corridor
- ❖ Located next to Gloucester Premium Outlets
- ❖ Exposure to 25,000 cars per day

# Population and Income Data

## Blackwood, NJ

Place in: [Camden County, NJ](#), [Philadelphia-Camden-Wilmington, PA-NJ-DE-MD Metro Area](#), [New Jersey](#), [United States](#)

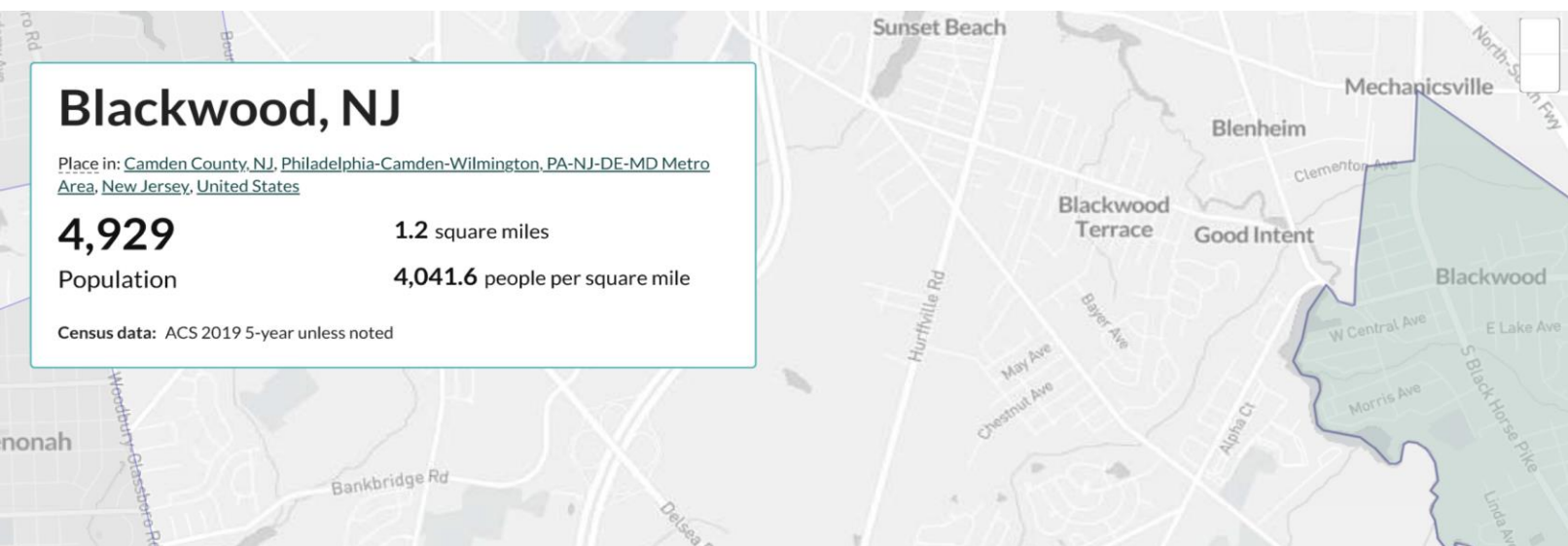
**4,929**

Population

1.2 square miles

**4,041.6** people per square mile

Census data: ACS 2019 5-year unless noted



### Economics

† Margin of error is at least 10 percent of the total value. Take care with this statistic.

### Income

**\$25,645**

Per capita income

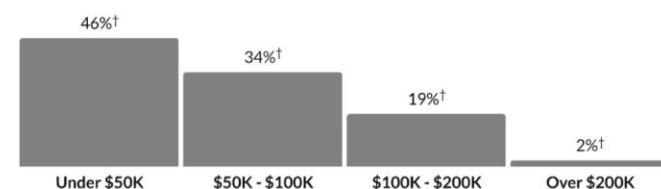
about two-thirds of the amount in the Philadelphia-Camden-Wilmington, PA-NJ-DE-MD Metro Area: \$39,091  
about three-fifths of the amount in New Jersey: \$42,745

**\$55,045**

Median household income

about three-quarters of the amount in the Philadelphia-Camden-Wilmington, PA-NJ-DE-MD Metro Area: \$72,343  
about two-thirds of the amount in New Jersey: \$82,545

### Household income



Show data / Embed

### Housing

### Units & Occupancy

**2,013**

Number of housing units

the Philadelphia-Camden-Wilmington, PA-NJ-DE-MD Metro Area: 2,488,203  
New Jersey: 3,616,614

### Occupied vs. Vacant



Show data / Embed

### Ownership of occupied units



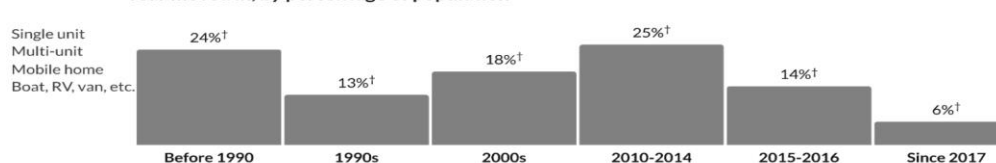
Show data / Embed

### Types of structure



Show data / Embed

### Year moved in, by percentage of population



Show data / Embed

